

BIMETALLIC STEAM TRAPS AND AIR VENTS BM90

DESCRIPTION

The BM90 is a series of robust and efficient bimetallic steam traps and air vents. These steam traps are recommended for steam process applications where sensible heat can be recovered, such as steam tracing lines, drip points, storage tank coils and steam air venting. Specially designed for draining high pressure superheated steam lines and processes.

MAIN FEATURES

- Modulating discharge.
- Discharges condensate below steam temperature.
- Excellent air discharge.
- Operates on superheated steam.
- Unaffected by water hammer and vibrations.
- Built-in strainer.

USE: Saturated and superheated steam.

AVAILABLE MODELS: BM90 – carbon steel.

SIZES: 1/2" to 1"; DN 15 to DN 25.

CONNECTIONS: Female threaded ISO 7 Rp or NPT.
Flanged EN 1092-1 PN 250.
Flanged ASME B16.5 Class 1500.
Socket weld (SW) ASME B16.11.
Butt weld (BW) ASME B16.25.

INSTALLATION: Inline horizontal installation is recommended.
See IMI – Installation and maintenance instructions.



CE MARKING – GROUP 2 (PED – European Directive)	
PN 250	Category
1/2" to 1" – DN 15 to 25	SEP

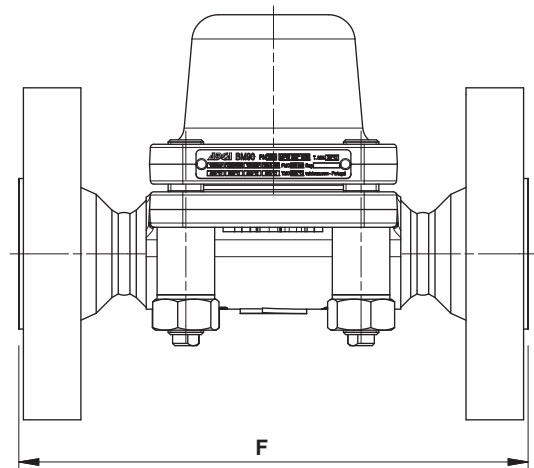
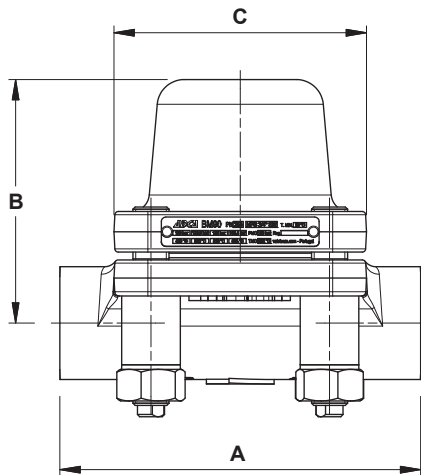
BODY LIMITING CONDITIONS	
FLANGED PN 250 / CLASS 1500 / THREADED / SW / BW ALLOWABLE PRESSURE	RELATED TEMPERATURE
160 bar	50 °C / 450 °C
138 bar	500 °C
130 bar	510 °C
108 bar	525 °C

PMO – Maximum operating pressure: 160 bar.
TMO – Maximum operating temperature: 525 °C.

FLOW RATE CAPACITY (kg/h)

MODEL	SIZE	DIFFERENTIAL PRESSURE (bar)															
		4	6	8	10	15	20	25	30	40	50	60	70	90	100	130	160
BM90	1/2" to 1" A DN 15 to 25 A	140	170	180	190	210	220	225	235	245	250	260	270	275	280	285	295
BM90	1/2" to 1" B DN 15 to 25 B	890	1100	1300	1450	1600	1800	2000	2200	2500	2750	3000	3200	3500	3900	4100	4500

A: Condensate discharge at 10 °C below saturation temperature; B: Cold water capacity around 20 °C.



DIMENSIONS (mm)

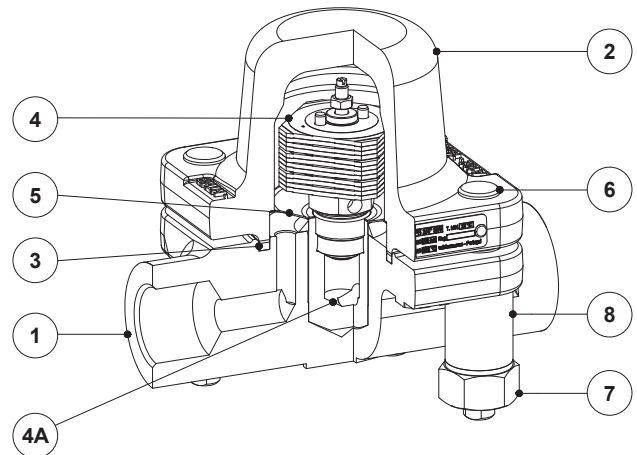
SIZE	THREADED / SW / BW *				PN 250				CLASS 1500			
	A	B	C	WEIGHT (kg)	B	C	F **	WEIGHT (kg)	B	C	F **	WEIGHT (kg)
1/2" – DN 15	160	108	112	7,3	108	112	230	9,6	108	112	230	8,9
3/4" – DN 20	160	108	112	7,3	–	–	–	–	108	112	230	9,6
1" – DN 25	160	108	112	7,1	108	112	230	10,8	108	112	254	11

* In case of BW connections please indicate pipe dimensions when ordering. Body limiting conditions may be restricted by the BW end wall thickness. Consult the manufacturer.

** Different face to face dimensions on request.

MATERIALS

POS. N°	DESIGNATION	MATERIAL
1	Body	A182F22 / 1.7380 (Equiv. 10CrMo910)
2	Cover	A182F22 / 1.7380 (Equiv. 10CrMo910)
3	* Gasket	Stainless steel / Graphite
4	* Bimetallic regulator	Corrosion resistant bimetal; Stainless steel
4A	Deflector	Stainless steel
5	* Strainer screen	AISI 304 / 1.4301
6	Studs	A453 Gr. 660B
7	Nuts	A453 Gr. 660B
8	Extension sleeves	A453 Gr. 660B



* Available spare parts.