

INVERTED BUCKET STEAM TRAPS IB30S

DESCRIPTION

The IB30S is a series of general purpose robust and versatile inverted bucket steam traps manufactured in carbon steel. These steam traps operate intermittently and are suitable for use with saturated or superheated steam. Typical applications include drip points, steam tracing lines, dryers, chemical and laundry equipment.

MAIN FEATURES

Intermittent discharge.
Discharges condensate at steam temperature.
Unaffected by water hammer and vibrations.
Robust and versatile.
Easy to maintain.

OPTIONS: Cover connection with plug (mandatory if any of the below options are considered).
BDV – Blowdown valve.
AFZ – Anti-freeze device.

USE: Saturated and superheated steam.

AVAILABLE MODELS: IB30S-4, 8, 12 and 17 – carbon steel.

SIZES: 1/2" to 1".

CONNECTIONS: Female threaded ISO 7 Rp or NPT.
Socket weld (SW) ASME 16.11.
Butt weld (BW) ASME B16.25 on request.

INSTALLATION: Horizontal installation.
See IMI – Installation and maintenance instructions.

MAX. ΔP: IB30S-4 – 4 bar
IB30S-8 – 8 bar
IB30S-12 – 12 bar
IB30S-17 – 17 bar

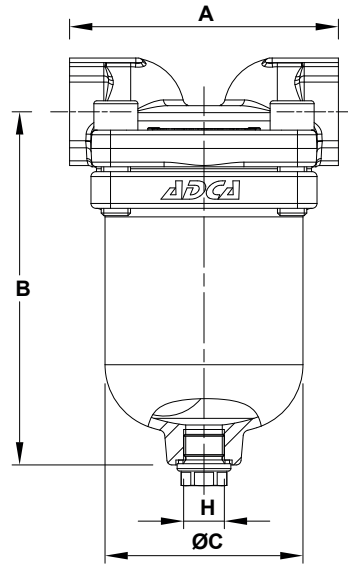


CE MARKING – GROUP 2 (PED – European Directive)	
PN 25	Category
1/2" to 1"	SEP

BODY LIMITING CONDITIONS *	
ALLOWABLE PRESSURE	RELATED TEMPERATURE
25 bar	100 °C
25 bar	200 °C
24,4 bar	250 °C
22 bar	300 °C

PMO – Maximum operating pressure: 17 bar.
TMO – Maximum operating temperature: 300 °C.
* According to EN 1092-1:2018.

FLOW RATE CAPACITY (kg/h)														
MODEL	SIZE	DIFFERENTIAL PRESSURE (bar)												
		1	2	3	4	5	6	7	8	10	11	12	14	17
IB30S-4	1/2" to 1"	280	390	470	530	–	–	–	–	–	–	–	–	–
IB30S-8	1/2" to 1"	190	260	320	360	400	430	460	500	–	–	–	–	–
IB30S-12	1/2" to 1"	160	220	260	290	320	360	370	400	440	480	490	–	–
IB30S-17	1/2" to 1"	140	180	200	215	225	235	240	250	265	270	275	280	400

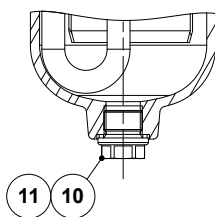
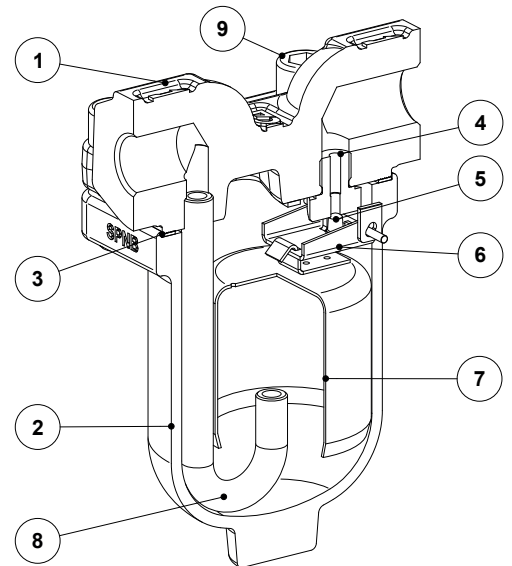


DIMENSIONS (mm)					
SIZE	A	B	ØC	H *	WEIGHT (kg)
1/2"	110	144	81	3/8"	3,4
3/4"	110	144	81	3/8"	3,3
1"	110	144	81	3/8"	3,2

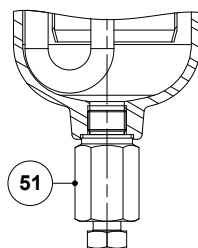
* As standard, in versions with female Rp threads, this connection is female threaded ISO 7 Rp. In versions with female NPT threads or SW, this connection is female threaded NPT.

MATERIALS		
POS. N°	DESIGNATION	MATERIAL
1	Body	A216 WCB / 1.0619
2	Cover	A216 WCB / 1.0619
3	* Gasket	Stainless steel / Graphite
4	* Seat	AISI 410 / 1.4006
5	* Valve	AISI 410 / 1.4006
6	* Lever	AISI 304 / 1.4301
7	* Bucket	AISI 304 / 1.4301
8	Inlet tube	AISI 304 / 1.4301
9	Bolts	Steel 8.8
10	Plug	AISI 316 / 1.4401
11	** Washer	Copper; AISI 304 / 1.4301
51	Blowdown valve	AISI 303 / 1.4305; AISI 316L / 1.4404
61	Anti-freeze device	AISI 303 / 1.4305; AISI 316L / 1.4404

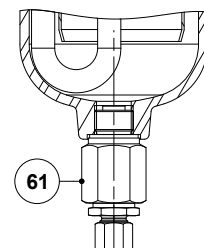
* Available spare parts; ** Not applicable in NPT version.



Cover connection with plug



BDV - Blowdown valve
(Manual)



AFZ - Anti-freeze device
(Automatic)